

0-10V to DALI Converter 30mA



Datasheet Interface

Interface for converting 0-10V control signals to DALI dim levels with integrated DALI power supply

Art. Nr. 86468352-HS

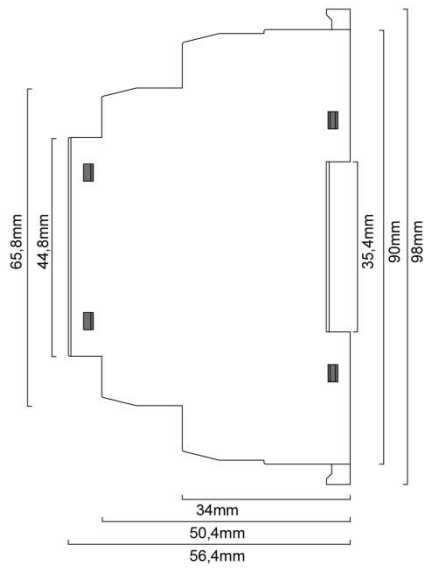
0-10V to DALI Converter 30mA Interface

Overview

- Compact interface module for the conversion of 0-10V control signals to DALI dim levels
- The interface module provides a 30mA DALI power supply for up to 10 standard DALI ballasts, up to 64 ballasts controllable with the help of a DALI-Expander
- passive and active 0-10V input
- The converted value is sent broadcast on the DALI subnet
- A change in the 0-10V input voltage signal (>1%) is used as trigger event.
- The interface module requires a 12-24V power supply (e.g. 24V/300mA Art.Nr. 24166012-24HS)
- Easy set up of the dim characteristic with the help of jumpers
- **A galvanic isolation between the ballasts connected to the DALI-output (30mA) and the 0-10V signal input (and 24V supply input) can be realised with the help of a DALI-Expander**

Specification, Characteristics

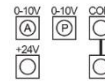
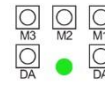
type	0-10V / DALI Converter
article number	86468352-HS
electrical data:	
supply voltage	12V-24V
typ. current consumption	4mA + current for DALI output
input	0-10V, passive or active
output	DALI I _{max} =30mA
function	signal converter, selection of dim characteristic with jumper
mechanical data:	
storing and transportation temperature	-20°C to +75°C
operating ambient temperature	-20°C to 60°C
protection class	IP20
maximum connecting wire cross section	0.5-2.5 mm ²
mounting	din rail
dimensions	98mm x 17.5mm x 56 mm



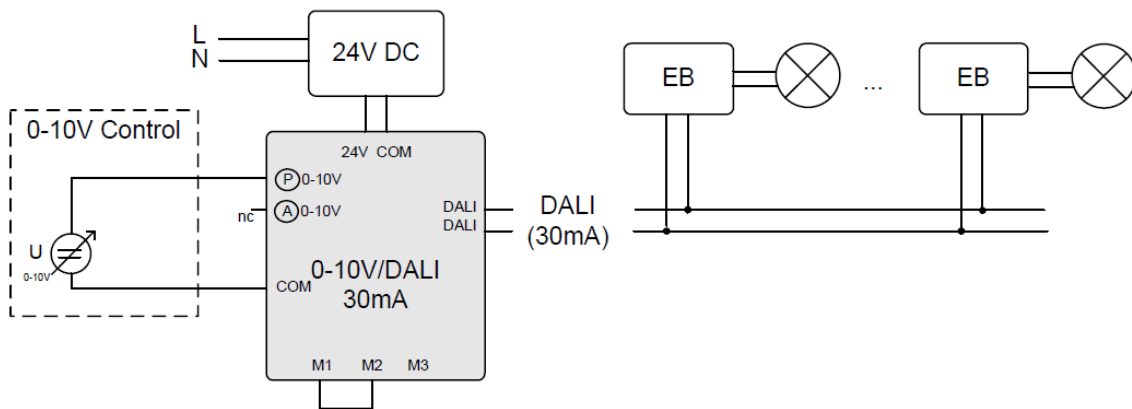
geometry



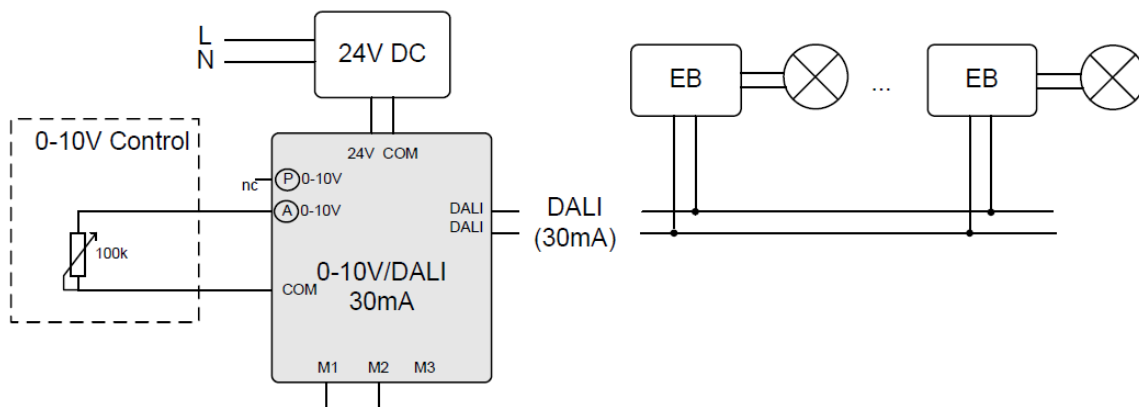
17,5mm



connection plan

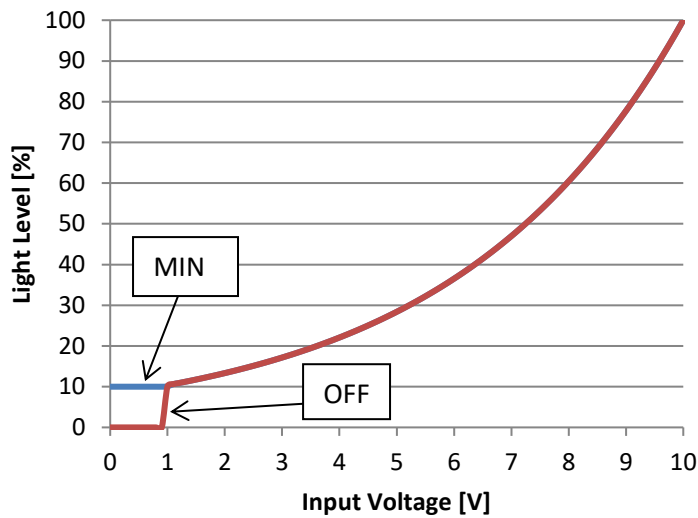


typical application with 0-10V voltage on input P (input passive, 0-10V control = source)



typical application with 100k potentiometer on input A (input active, 0-10V control = sink)

0-10V to DALI conversion



Conversion Curve:

The input voltage range of 1V-10V is converted to the light level range of the connected DALI ballast.

The input voltage is converted to either 1%-100% or 10% -100% light level

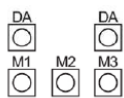
For a better visualisation only the characteristics of the 10% types are shown on the left.

ON/OFF:

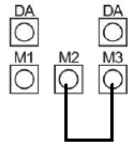
As behaviour below 1V the device can either switch OFF (red) or send the minimum level (blue).

The light level is the output power of a standard DALI-ballast (IEC62386-102) which is connected to the converter.

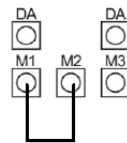
Dim Characteristic Selection by Jumper on M1 ... M3



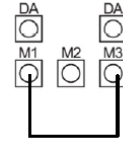
V1:
Dimming: 1%-100%
below 1V: OFF
(red characteristic)



V2:
Dimming: 10%-100%
below 1V: OFF
(red characteristic)

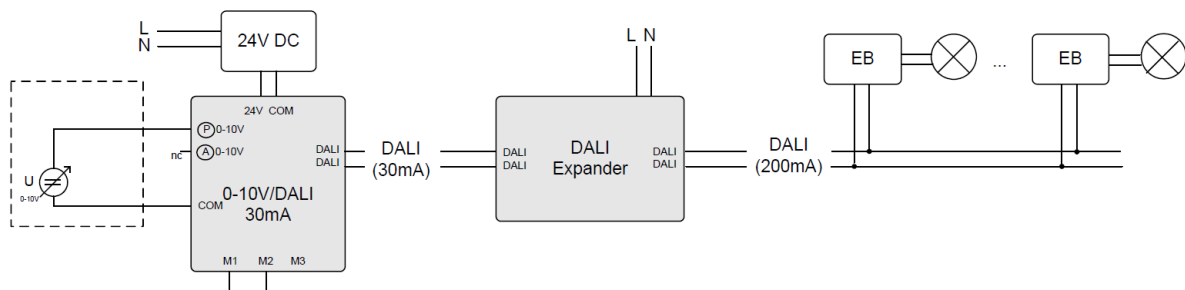


V3:
Dimming: 1%-100%
below 1V: Min (1%)
(blue characteristic)



V4:
Dimming: 10%-100%
below 1V: Min (10%)
(blue characteristic)

Application Example: Controlling up to 64 ballasts with DALI-Expander



Control of 64 DALI-luminaires with a 0-10V to DALI converter with the help of a DALI Expander (ArtNr: 89453847)

Purchase Information

Art.Nr. 86468352-HS: 0-10V to DALI converter, internal 30mA DALI power supply, configurable dim characteristic, active and passive 0-10V input, din rail mounting

Accessories:

Art. Nr.: 24166012-24HS, 24VDC/300mA power supply, dinrail, 1TE

Additional Information

Datasheets and manuals

<https://jumitech/produkter>

Contact

Technical Support: support@jumitech.dk

Requests: salg@jumitech.dk

www.jumitech.dk

JUMITECH



Disclaimer

Subject to change. Information provided without guarantee.
The datasheet refers to the current delivery.

The compatibility with other devices must be tested in advance to the installation.