

DALI DT8 to DT6



Datasheet

DALI DT8 to DT6 converter

DALI-interface module for the conversion of DALI DT8-Tc commands to DALI DT6 commands

Art. 89453859

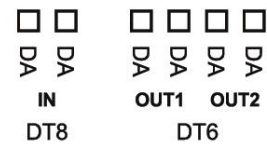
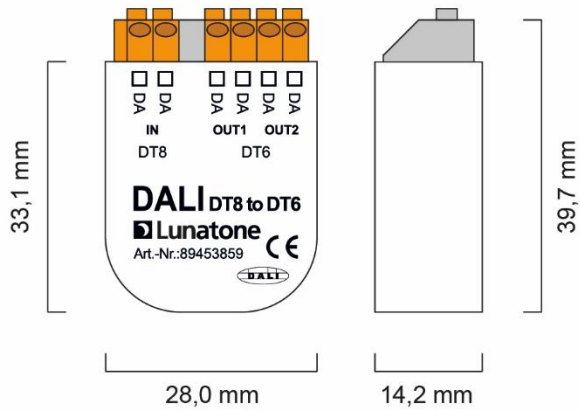
DALI DT8 to DT6 Interface

Overview

- for tunable white control of 2 DALI DT6 1-channel LED power supplies
- 1 DALI Address (DT8, Type Tc)
- Separate output for coldwhite and warmwhite channel (factory default)
- Alternative output mode: dimlevels for coldwhite and warmwhite channel are sent to groups (G0 and G1)
- Easy system expansion with the help of DALI Expander, DALI Expander3 or RepeaterPS
- configuration with PC-software tool DALI-Cockpit and DALI USB interface

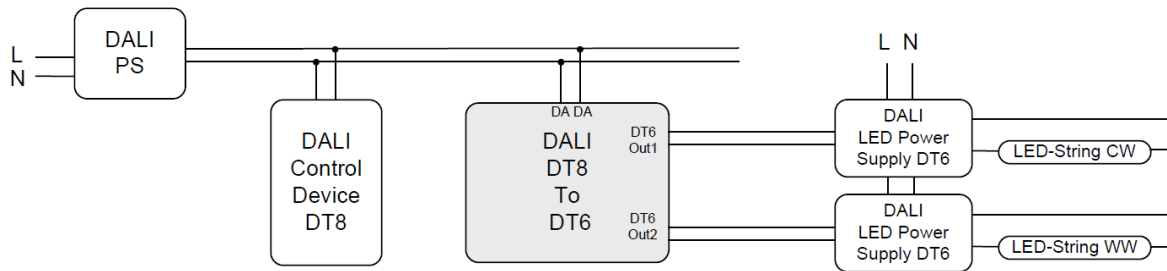
Specification, Characteristics

type	DALI DT8 to DT6
article number	89453859
electrical data:	
control input	DALI
current consumption	2mA + current consumption subnet
output	2xDALI
number of DALI addresses	1 (DT8)
power on behaviour	configurable via DALI: 0%-100% or last level
technical data:	
behaviour after power on	configurable via DALI
storage/transportation temperature	-20°C-75°C
operational ambient temperature	-20°C-60°C
protection class	IP20
Maximum connecting wire cross-section	1.5 mm ²
mounting/housing	back box
dimensions (LxWxH)	40mm x 28mm x 14mm

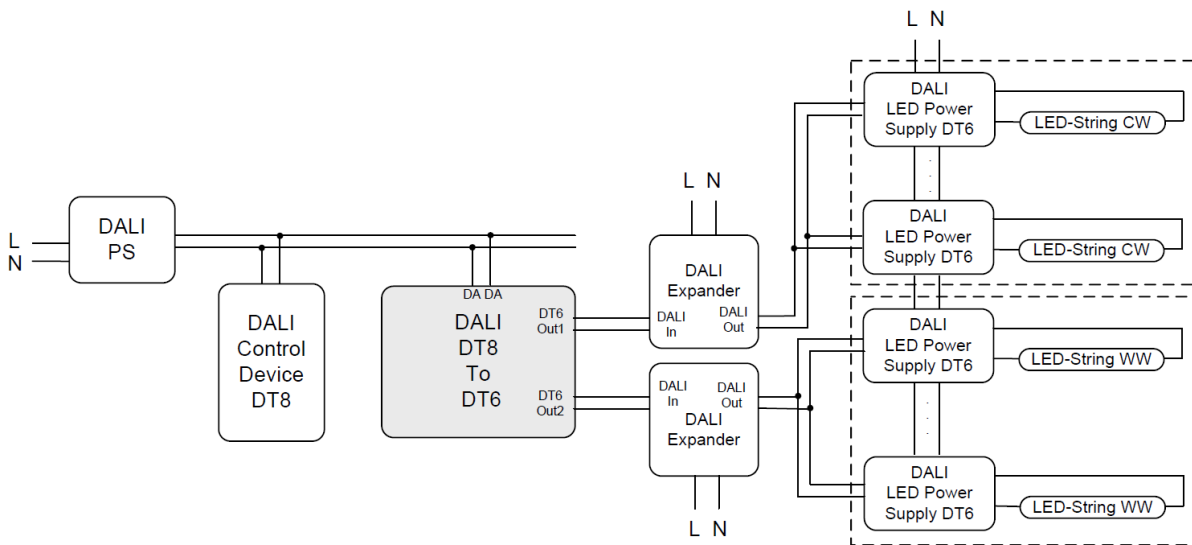


connection plan DT8 to DT6

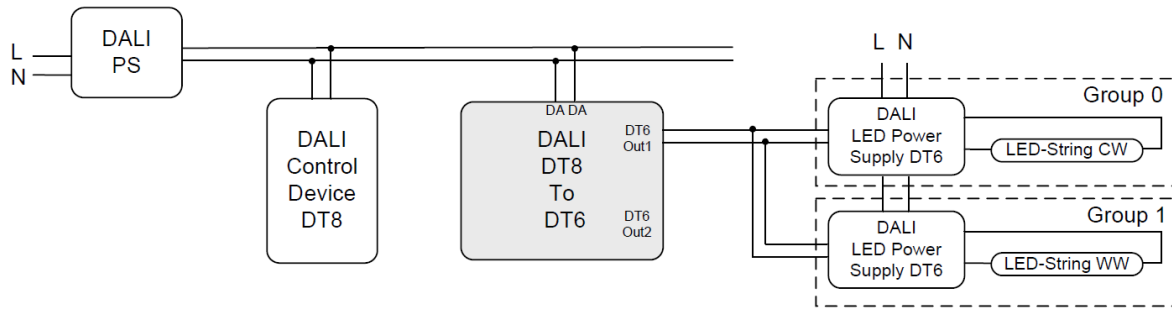
dimensions DALI DT8 to DT6



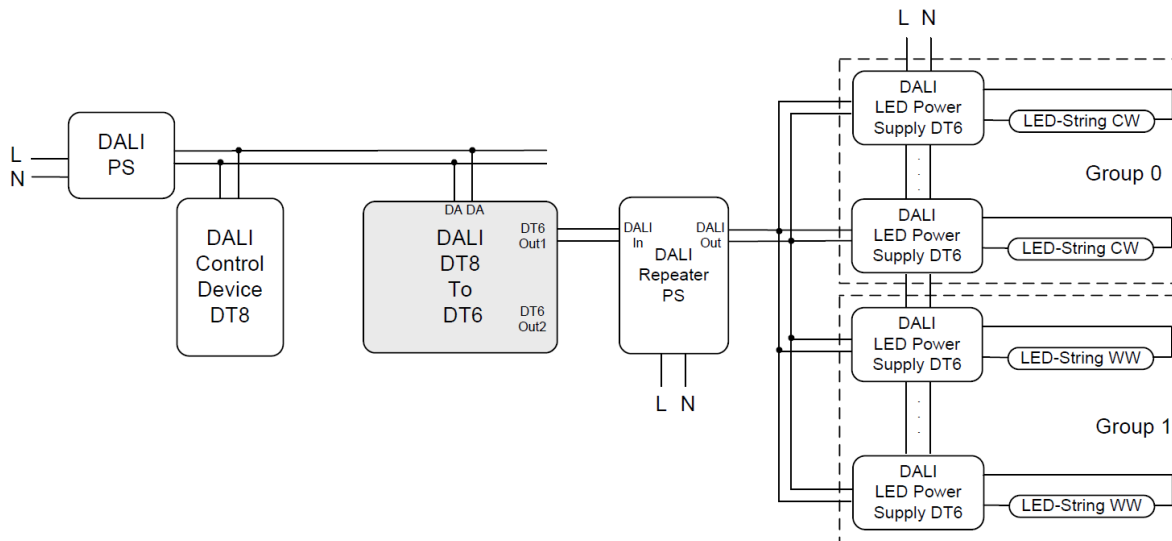
CW and WW channel on separated outputs



CW and WW channel on separated outputs, DALI-Expanders are used for increasing the number of LED power supplies



CW and WW on same output: the LED power supplies must be assigned to group G0 (for CW) and G1 (for WW)



CW and WW on same output: DALI Repeater with integrated bus power supply is used for increasing the number of LED power supplies

Installation

The device is supplied by the DALI-signal line. The current consumption depends on the number of connected DALI ballasts. The own consumption is 2mA.

If more dimmers should be connected to the output the number of led power supplies can be increased easily with the help of DALI Repeater PS, DALI Expander or DALI Expander 3.

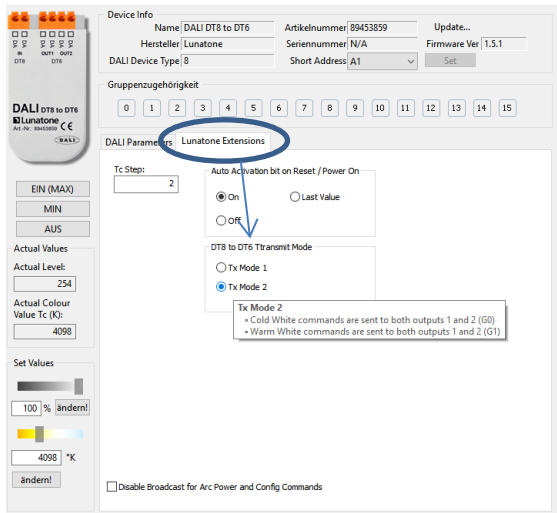
Function

The DALI DT8 to DT6 converter represents one control gear on the DALI-line (DT8, Mode Tc).

Commands for dimming and colour temperature adaption are converted in dimlevels for a cold white and a warm white channel.

Depending on the output mode the dimlevels are sent either broadcast on two separate outputs (Out1: cold; Out2: warm, factory default) or on both outputs to group G0 (cold) and G1 (warm).

The output mode (DT8 to DT6 Transmit Mode) can be set easily in the DALI-Cockpit in the tab „Lunatone Extensions“.



Purchase Information

Art.Nr. 89453859, DALI DT8 to DT6 Converter

Additional Information

Datasheets and manuals

<https://jumitech/produkter>

DALI-Cockpit – free configuration tool from Lunatone for DALI systems

<http://lunatone.at/en/downloads/Lunatone-DALI-Cockpit.zip>

Contact

Technical Support: support@jumitech.dk

Requests: salg@jumitech.dk

www.jumitech.dk

JUMITECH



Disclaimer

Subject to change. Information provided without guarantee. The datasheet refers to the current delivery.

The compatibility with other devices must be tested in advance to the installation.