

wDALI

GR-Transmitter

GR-Receiver PS20

Datasheet

Wireless DALI



Module for the wireless integration
of spatially separated DALI ballasts
in a DALI system

Art.Nr. 86459587-GRTM (Transmitter)

Art.Nr. 86459587-GRRPS (Receiver)

wDALI GR Transmitter/Receiver Wireless DALI

Overview

- Module for the wireless integration of spatially separated DALI ballasts in a DALI system
- For the wireless connection at least two components are required: one transmitter and one receiver
- range of wireless connection up to 300m outdoors, indoors typically 10m-20m
- Easy group assignment to G0...G15 with the help of a rotary group selector on the receiver: all commands sent to the selected group or broadcast are forwarded to the receiver subnet
- The commands are sent broadcast on the subnet
- The transmitter is supplied from the DALI-line, the receiver is supplied by mains and provides a 20mA DALI bus power supply for the subnet
- A DALI-Expander can be used on the subnet for higher DALI loads
- A transmitter can control finitely many DALI subnets with a separate transceiver for each subnet
- Double DALI terminals – the DALI signal line is connected through

Specification, Characteristics

| Type | wDALI GR-Transmitter |
|----------------|----------------------|
| article number | 86459587-GRTM |

electrical data transmitter:

| | |
|--------------------------|---|
| supply | via DALI-line |
| typ. current consumption | 3.8 mA |
| input | DALI |
| function | Forwarding of DALI-commands via RF-connection |
| RF range | 2,4 Ghz |

technical data transmitter:

| | |
|--|----------------------------|
| dimensions | 59mmx33mmx15mm |
| type of housing | back box |
| connecting wire cross-section | 0.5 to 1.5 mm ² |
| storing and transportation temperature | -20°C...+75°C |
| operational ambient temperature | -20°C...+75°C |
| protection class | IP20 |

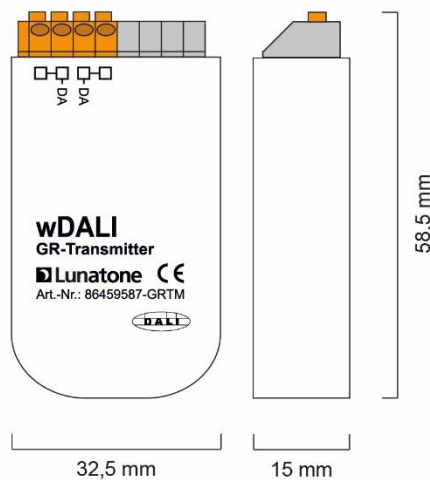
| | |
|----------------|-------------------------------|
| Type | wDALI GR-Receiver PS20 |
| article number | 86459587-GRRPS |

electrical data receiver:

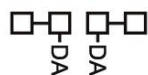
| | |
|----------|---|
| supply | 210-250VAC / 50-60Hz |
| output | DALI, 20mA (for up tp 10 standard DALI-ballasts) |
| function | receiving DALI-commands via RF group selection with rotary switch broadcast-forwarding of commands to selected group on DALI subnet |
| RF range | 2,4 Ghz |

technical data receiver:

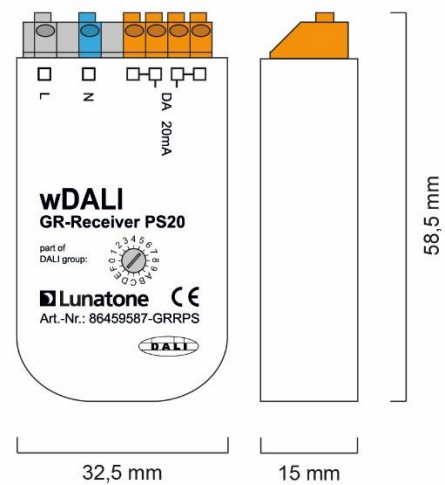
| | |
|--|----------------------------|
| dimensions | 59mmx33mmx15mm |
| housing type | back box |
| connecting wire cross-section | 0.5 to 1.5 mm ² |
| storing and transportation temperature | -20°C...+75°C |
| operational ambient temperature | -20°C...+60°C |
| protection class | IP20 |



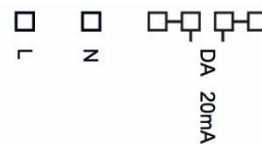
dimensions wDALI GR-Transmitter



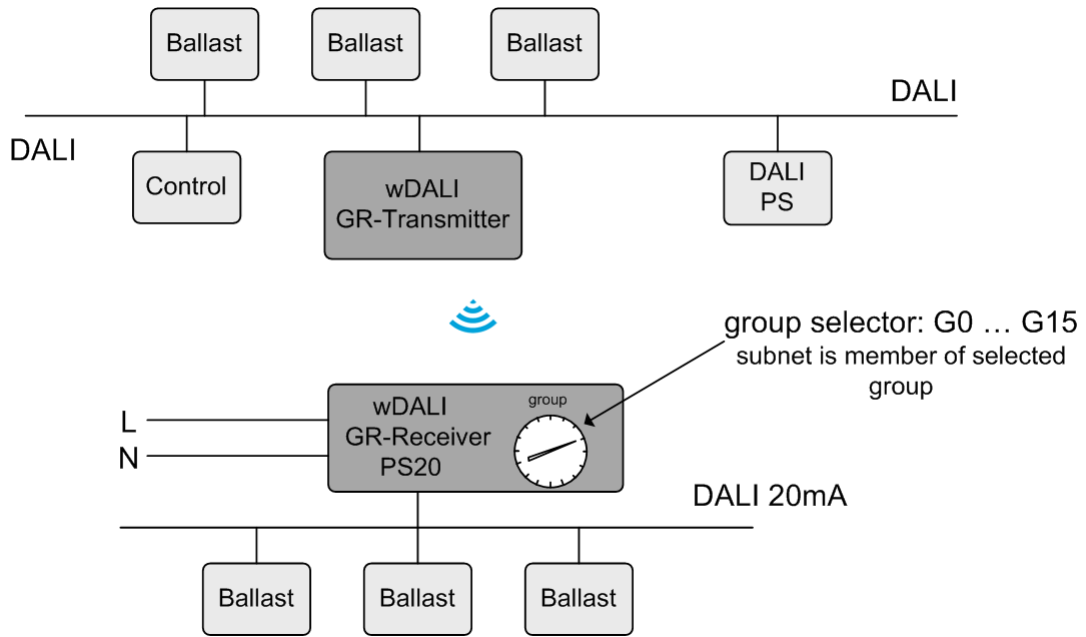
connection plan wDALI GR-Transmitter



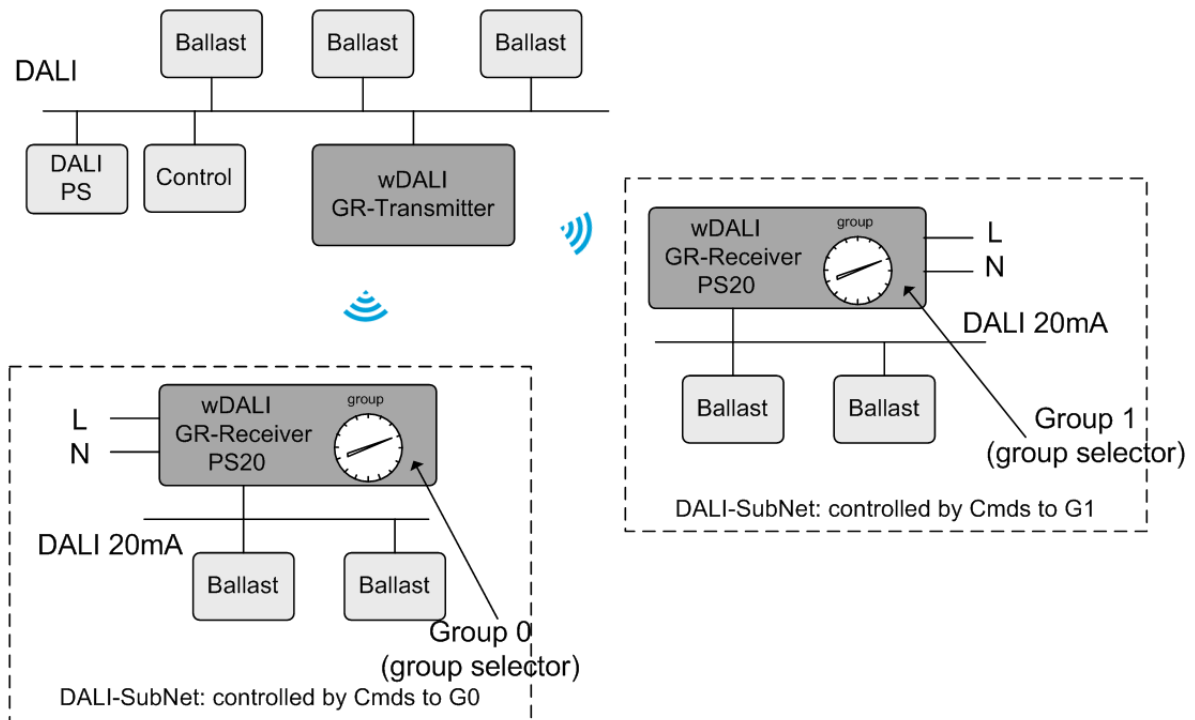
dimensions wDALI GR-Receiver PS20



connection plan wDALI GR-Receiver PS20



Typical application: integration of spatially separated DALI-ballasts



Typical application: integration of multiple spatially separated areas, control via commands to group 0 and group 1

Installation

The wDALI GR-Transmitter is supplied by the DALI-line (typical current consumption: 3.8mA). The connection to the DALI-line is polarity free and protected against overvoltage (mains).

The wDALI GR-Receiver PS20 is supplied by mains and provides a 20mA DALI power supply for a small DALI subnet. For higher loads a DALI-Expander can be installed on the subnet.

The double DALI-terminals of both components provide easy wiring.

The receiving range depends on the structural conditions, outdoors it is up to 300m, indoors the range is typically 10m-20m.

The DALI-subnet of a transceiver can be assigned easily to each of the 16 DALI-groups G0...G15 with the rotary switch on the wDALI GR-Receiver.

Function

The wDALI GR group transmitter/receiver allows the integration of spatially separated DALI ballasts in a DALI-line without the need of being physically connected.

The DALI-commands are transmitted via group the receiver filters and forwards the commands broadcast to the subnet.

Only commands to the selected group and broadcast are forwarded to the subnet.

The scene values can be set up easily with the PC-software tool DALI-Cockpit.

Purchase Information

Art. Nr. 86459587-GRTM: wDALI GR-Transmitter, back box

Art. Nr. 86459587-GRRPS: wDALI GR-Receiver PS20, integrated 20mA bus power supply for DALI subnet, back box

Additional Information

Datasheets and manuals

<https://jumitech/produkter>

DALI-Cockpit – free configuration tool from Lunatone for DALI systems

<http://lunatone.at/en/downloads/Lunatone-DALI-Cockpit.zip>

Contact

Technical Support: support@jumitech.dk

Requests: salg@jumitech.dk

www.jumitech.dk

JUMITECH



Disclaimer

Subject to change. Information provided without guarantee. The datasheet refers to the current delivery.

The function in installations with other devices must be tested for compatibility in advance.